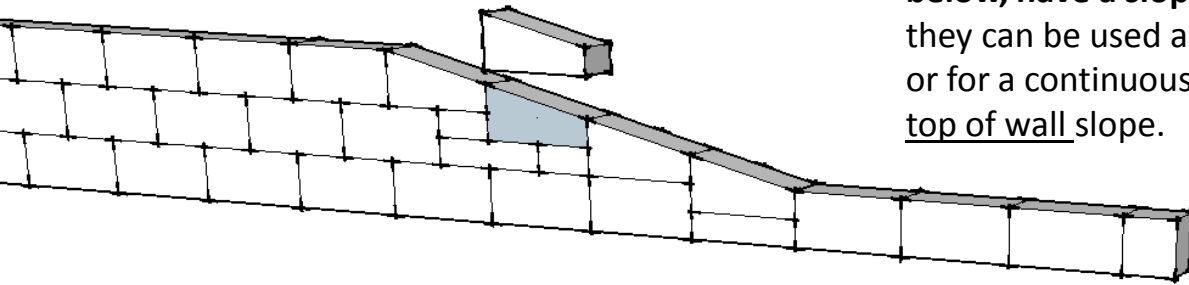


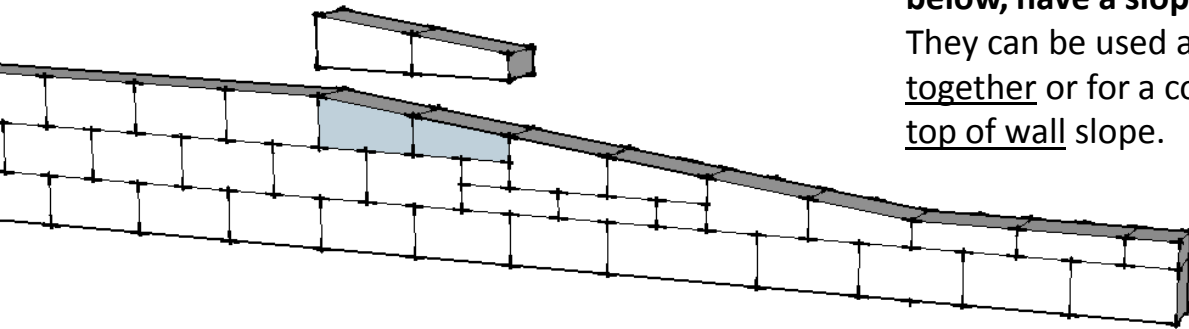
GRAVITI®BLOCK

Top Of Wall Tapered Blocks Half Height & Quarter Blocks

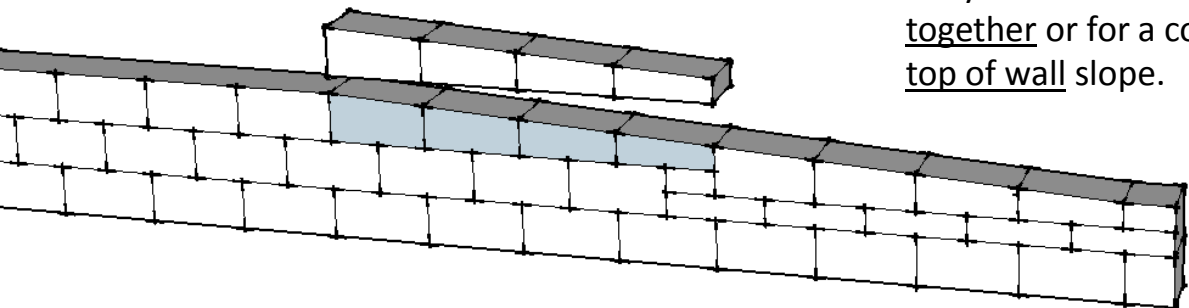


The taper blocks in the wall below, have a slope of 1v:4h. they can be used as a single unit or for a continuous top of wall slope.

Also displayed in these walls are ½ Height Blocks
½ length blocks and ¼ Blocks



The taper blocks in the wall below, have a slope of 1v:8h. They can be used as two units together or for a continuous top of wall slope.



The taper blocks in the wall below, have a slope of 1v:16h. They can be used as four units together or for a continuous top of wall slope.